



The best obstacle for fire...



SWITCHBOARD FIRE PROTECTED CABINETS



KM FIRE

We are a Czech manufacturer engaged in the production of fire protected switchboard cabinets. We produce free standing cabinets, surface-mounted cabinets and wall-cabinets with fire-resistance: EI30 DP1-Sm, EI45 DP1-Sm and EI60 DP1-Sm.

Our products meet all the requirements for determining building-technical equipment and fire safety. The task of fire protection switchboards is to prevent the spread of fire from the inside of the switchboard to the protected escape route.



Technical parameters of our cabinets

- Fire resistance EI30, EI45 and EI60
- Design DP1-Sm
- According to ČSN 73 0810, ČSN 73 0848, ČSN EN 1634-1
- Tested and certified by PAVUS, a.s.,
- Prague testing room according to NV No. 163/2002 Coll. as amended, product group 10.14.
- Degree of protection IP54
- Door hinge on the right, on the left (if requested)
- Smoke-tight treatment
- The whole cabinet interior is lined with a class A1 fireproof plate
- RAL 7035 powder coating surface light grey, other by agreement
- Possible to install via the ventilation system
- Each cabinet is accompanied by a Declaration of Conformity and a Mounting Instructions
- Inlets and outlets at the top or bottom, possibly in the back of the cabinet.
- It's possible to install the instrument grid, the electric-meter pan, or the mounting plate

Reference

- Datové centrum ČSSZ
- Doky Libeň
- FN Motol
- BD Tesla
- BD Koivu Zličín 1. a 2. etapa
- BD Kavčí Hory
- BD Sky Barrandov
- BD Stromovka
- BD Taussigova
- DGPack Prostějov
- CTPark Lipník nad Bečvou
- Argentinská hvězda
- Kaufland Brandýs n. L.
- Eli Břežany
- Witte Ostrov
- Biocev Vestec
- XXX Lutz Brno
- Kaufland K. Vary
- Kaufland Plzeň



PAVUS testing room

Our products meet all the requirements for determining the building-technology equipment and fire safety of buildings, in accordance with the standards: ČSN 73 0810, ČSN 73 0848, ČSN EN 1634-1. Products are tested and certified in the PAVUS, a.s., Prague testing room, according to NV No. 163/2002 Coll. as amended, product group 10.14.

Legal Standards and Requirements:

ČSN 73 0810

ČSN 73 0848

ČSN EN 1634-1

Tested according to NV No. 163/2002 Coll., as amended, the product group 10.14

Ventilation system

- Fire protection ventilation grille with thermal closure system
- Certificate AO 216 PAVUS, a.s.
- Possible to mount the fan



Cabinet sealing

- KM FIRE switchboards meet all smoke-tight tolerance certification conditions Sm.
- Smoke-tight and fire-resistant sealing for the entire cabinet including door closure.

Production

The production hall is located in Nový Bydžov, near the exit of the D11 motorway between Hradec Králové and Prague.

The production capacity is around 200 pieces of fire-resistant switchboards per month.



SWITCHBOARDS FOR WALLS

FIRE PROTECTED WALL-MOUNTED SWITCHBOARD CABINETS

- Fire resistance EI30, EI45 and EI60
- Design DP1-Sm
- According to ČSN 73 0810, ČSN 73 0848, ČSN EN 1634-1
- Tested and certified by PAVUS, a.s., Prague testing room according to NV No. 163/2002 Coll. as amended, product group 10.14.
- Degree of protection IP54
- Door hinge on the right, on the left (if requested)
- Smoke-tight treatment
- The whole cabinet interior is lined with a class A1 fireproof plate
- RAL 7035 powder coating surface light grey, other by agreement
- Possible to install via the ventilation system
- Each cabinet is accompanied by a Declaration of Conformity and a Mounting Instructions
- Inlets and outlets at the top or bottom, possibly in the back of the cabinet.
- It's possible to install the instrument grid, the electric-meter pan, or the mounting plate

ACCESSORIES

For cabinets on the plaster layer, you can choose from the following accessories:

- Device grid + cover plate with cut-out, without cut-out
- Mounting plate
- Electrometer preparation (electricity meter pan, electricity meter, DIN rail with cover plate with cut-out, without cut-out)
- Ventilation system



Electrometer pan



Mounting plate



Electrometer plate



Covering plate with cut-out/without cut-out



Instrument grid

SWITCHBOARDS FOR WALLS

SP - EI 30 DP1 - Sm Cabinets for the surface IP 54/00

Type designation	External dimensions (mm) Height × Width × Depth	Internal dimensions (mm) Height × Width × Depth	Weight (kg)*	PV (W)**	Ordering number
SP 20104-EI 30	2,090 × 1,060 × 400	1,950 × 920 × 360	152	274	132101
SP 20103-EI 30	2,090 × 1,060 × 300	1,950 × 920 × 260	134	242	132102
SP 2084-EI 30	2,090 × 860 × 400	1,950 × 720 × 360	132	222	132103
SP 2083-EI 30	2,090 × 860 × 300	1,950 × 720 × 260	121	211	132104
SP 2064-EI 30	2,090 × 660 × 400	1,950 × 520 × 360	116	165	132105
SP 2063-EI 30	2,090 × 660 × 300	1,950 × 520 × 260	108	147	132106
SP 17103-EI 30	1,790 × 1,060 × 300	1,650 × 920 × 260	114	194	132107
SP 1783-EI 30	1,790 × 860 × 300	1,650 × 720 × 260	101	155	132108
SP 1763-EI 30	1,790 × 660 × 300	1,650 × 520 × 260	92	117	132109
SP 1743-EI 30	1,790 × 460 × 300	1,650 × 320 × 260	85	75	132110
SP 15103-EI 30	1,590 × 1,060 × 300	1,450 × 920 × 260	102	170	132111
SP 1583-EI 30	1,590 × 860 × 300	1,450 × 720 × 260	95	135	132112
SP 1563-EI 30	1,590 × 660 × 300	1,450 × 520 × 260	86	103	132113
SP 1543-EI 30	1,590 × 460 × 300	1,450 × 320 × 260	78	67	132114
SP 12103-EI 30	1,290 × 1,060 × 300	1,150 × 920 × 260	88	139	132115
SP 1283-EI 30	1,290 × 860 × 300	1,150 × 720 × 260	82	121	132116
SP 1263-EI 30	1,290 × 660 × 300	1,150 × 520 × 260	77	90	132117
SP 1243-EI 30	1,290 × 460 × 300	1,150 × 320 × 260	72	60	132118
SP 10103-EI 30	1,090 × 1,060 × 300	950 × 920 × 260	80	115	132119
SP 1083-EI 30	1,090 × 860 × 300	950 × 720 × 260	72	96	132120
SP 1063-EI 30	1,090 × 660 × 300	950 × 520 × 260	64	86	132121
SP 1043-EI 30	1,090 × 460 × 300	950 × 320 × 260	58	58	132122
SP 0783-EI 30	790 × 860 × 300	650 × 720 × 260	55	83	132123
SP 0763-EI 30	790 × 660 × 300	650 × 520 × 260	48	79	132124
SP 0743-EI 30	790 × 460 × 300	650 × 320 × 260	38	53	132125
SP 0483-EI 30	490 × 860 × 300	350 × 720 × 260	39	70	132126
SP 0463-EI 30	490 × 660 × 300	350 × 520 × 260	31	50	132127
SP 0443-EI 30	490 × 460 × 300	350 × 320 × 260	25	46	132128

* approximate values

** approximate values, assumed in free hanging on the wall, without ventilation

We also supply atypical dimensions according to the agreement.



SWITCHBOARDS FOR WALLS

SP - EI 45 DP1 - Sm Cabinets for the surface IP 54/00

Type designation	External dimensions (mm) Height × Width × Depth	Internal dimensions (mm) Height × Width × Depth	Weight (kg)*	PV (W)**	Ordering number
SP 20104-EI 45	2,090 × 1,060 × 400	1,950 × 920 × 360	158	260	132201
SP 20103-EI 45	2,090 × 1,060 × 300	1,950 × 920 × 260	140	230	132202
SP 2084-EI 45	2,090 × 860 × 400	1,950 × 720 × 360	138	211	132203
SP 2083-EI 45	2,090 × 860 × 300	1,950 × 720 × 260	127	201	132204
SP 2064-EI 45	2,090 × 660 × 400	1,950 × 520 × 360	122	157	132205
SP 2063-EI 45	2,090 × 660 × 300	1,950 × 520 × 260	114	140	132206
SP 17103-EI 45	1,790 × 1,060 × 300	1,650 × 920 × 260	120	184	132207
SP 1783-EI 45	1,790 × 860 × 300	1,650 × 720 × 260	107	147	132208
SP 1763-EI 45	1,790 × 660 × 300	1,650 × 520 × 260	98	111	132209
SP 1743-EI 45	1,790 × 460 × 300	1,650 × 320 × 260	91	71	132210
SP 15103-EI 45	1,590 × 1,060 × 300	1,450 × 920 × 260	108	162	132211
SP 1583-EI 45	1,590 × 860 × 300	1,450 × 720 × 260	101	128	132212
SP 1563-EI 45	1,590 × 660 × 300	1,450 × 520 × 260	92	98	132213
SP 1543-EI 45	1,590 × 460 × 300	1,450 × 320 × 260	84	64	132214
SP 12103-EI 45	1,290 × 1,060 × 300	1,150 × 920 × 260	94	132	132215
SP 1283-EI 45	1,290 × 860 × 300	1,150 × 720 × 260	88	115	132216
SP 1263-EI 45	1,290 × 660 × 300	1,150 × 520 × 260	83	86	132217
SP 1243-EI 45	1,290 × 460 × 300	1,150 × 320 × 260	78	57	132218
SP 10103-EI 45	1,090 × 1,060 × 300	950 × 920 × 260	85	109	132219
SP 1083-EI 45	1,090 × 860 × 300	950 × 720 × 260	77	91	132220
SP 1063-EI 45	1,090 × 660 × 300	950 × 520 × 260	69	82	132221
SP 1043-EI 45	1,090 × 460 × 300	950 × 320 × 260	63	55	132222
SP 0783-EI 45	790 × 860 × 300	650 × 720 × 260	60	79	132223
SP 0763-EI 45	790 × 660 × 300	650 × 520 × 260	53	75	132224
SP 0743-EI 45	790 × 460 × 300	650 × 320 × 260	43	50	132225
SP 0483-EI 45	490 × 860 × 300	350 × 720 × 260	44	67	132226
SP 0463-EI 45	490 × 660 × 300	350 × 520 × 260	36	47	132227
SP 0443-EI 45	490 × 460 × 300	350 × 320 × 260	30	44	132228

* approximate values

** approximate values, assumed in free hanging on the wall, without ventilation

We also supply atypical dimensions according to the agreement.



SWITCHBOARDS FOR WALLS

SP - EI 60 DP1 - Sm Cabinets for the surface IP 54/00

Type designation	External dimensions (mm) Height × Width × Depth	Internal dimensions (mm) Height × Width × Depth	Weight (kg)*	PV (W)**	Ordering number
SP 20104-EI 60	2,090 × 1,060 × 400	1,950 × 920 × 360	164	246	132301
SP 20103-EI 60	2,090 × 1,060 × 300	1,950 × 920 × 260	146	217	132302
SP 2084-EI 60	2,090 × 860 × 400	1,950 × 720 × 360	144	199	132303
SP 2083-EI 60	2,090 × 860 × 300	1,950 × 720 × 260	133	190	132304
SP 2064-EI 60	2,090 × 660 × 400	1,950 × 520 × 360	128	148	132305
SP 2063-EI 60	2,090 × 660 × 300	1,950 × 520 × 260	120	132	132306
SP 17103-EI 60	1,790 × 1,060 × 300	1,650 × 920 × 260	126	174	132307
SP 1783-EI 60	1,790 × 860 × 300	1,650 × 720 × 260	113	140	132308
SP 1763-EI 60	1,790 × 660 × 300	1,650 × 520 × 260	104	106	132309
SP 1743-EI 60	1,790 × 460 × 300	1,650 × 320 × 260	97	67	132310
SP 15103-EI 60	1,590 × 1,060 × 300	1,450 × 920 × 260	114	153	132311
SP 1583-EI 60	1,590 × 860 × 300	1,450 × 720 × 260	107	122	132312
SP 1563-EI 60	1,590 × 660 × 300	1,450 × 520 × 260	98	93	132313
SP 1543-EI 60	1,590 × 460 × 300	1,450 × 320 × 260	90	60	132314
SP 12103-EI 60	1,290 × 1,060 × 300	1,150 × 920 × 260	100	125	132315
SP 1283-EI 60	1,290 × 860 × 300	1,150 × 720 × 260	94	109	132316
SP 1263-EI 60	1,290 × 660 × 300	1,150 × 520 × 260	89	81	132317
SP 1243-EI 60	1,290 × 460 × 300	1,150 × 320 × 260	85	54	132318
SP 10103-EI 60	1,090 × 1,060 × 300	950 × 920 × 260	91	103	132319
SP 1083-EI 60	1,090 × 860 × 300	950 × 720 × 260	83	86	132320
SP 1063-EI 60	1,090 × 660 × 300	950 × 520 × 260	75	78	132321
SP 1043-EI 60	1,090 × 460 × 300	950 × 320 × 260	69	52	132322
SP 0783-EI 60	790 × 860 × 300	650 × 720 × 260	66	75	132323
SP 0763-EI 60	790 × 660 × 300	650 × 520 × 260	59	71	132324
SP 0743-EI 60	790 × 460 × 300	650 × 320 × 260	49	48	132325
SP 0483-EI 60	490 × 860 × 300	350 × 720 × 260	50	63	132326
SP 0463-EI 60	490 × 660 × 300	350 × 520 × 260	42	45	132327
SP 0443-EI 60	490 × 460 × 300	350 × 320 × 260	36	41	132328

* approximate values

** approximate values, assumed in free hanging on the wall, without ventilation

We also supply atypical dimensions according to the agreement.



SWITCHBOARDS FOR WALLS

Cabinet accessories – ordering numbers:

Type designation	Instrument grid	Covering plate	Electrometer pan	Mounting plate
SP 20104-EI (30/45/60)	141201	146201	142201	143201
SP 20103-EI (30/45/60)	141202	146202	142202	143202
SP 2084-EI (30/45/60)	141203	146203	142203	143203
SP 2083-EI (30/45/60)	141204	146204	142204	143204
SP 2064-EI (30/45/60)	141205	146205	142205	143205
SP 2063-EI (30/45/60)	141206	146206	142206	143206
SP 17103-EI (30/45/60)	141207	146207	142207	143207
SP 1783-EI (30/45/60)	141208	146208	142208	143208
SP 1763-EI (30/45/60)	141209	146209	142209	143209
SP 1743-EI (30/45/60)	141210	146210	142210	143210
SP 15103-EI (30/45/60)	141211	146211	142211	143211
SP 1583-EI (30/45/60)	141212	146212	142212	143212
SP 1563-EI (30/45/60)	141213	146213	142213	143213
SP 1543-EI (30/45/60)	141214	146214	142214	143214
SP 12103-EI (30/45/60)	141215	146215	142215	143215
SP 1283-EI (30/45/60)	141216	146216	142216	143216
SP 1263-EI (30/45/60)	141217	146217	142217	143217
SP 1243-EI (30/45/60)	141218	146218	142218	143218
SP 10103-EI (30/45/60)	141219	146219	142219	143219
SP 1083-EI (30/45/60)	141220	146220	142220	143220
SP 1063-EI (30/45/60)	141221	146221	142221	143221
SP 1043-EI (30/45/60)	141222	146222	142222	143222
SP 0783-EI (30/45/60)	141223	146223	142223	143223
SP 0763-EI (30/45/60)	141224	146224	142224	143224
SP 0743-EI (30/45/60)	141225	146225	142225	143225
SP 0483-EI (30/45/60)	141226	146226	142226	143226
SP 0463-EI (30/45/60)	141227	146227	142227	143227
SP 0443-EI (30/45/60)	141228	146228	142228	143228



CABINETS FOR UNDER THE PLASTER LAYER

FIRE PROTECTED SWITCHBOARD CABINETS MOUNTED UNDER PLASTER LAYER – FRAME WITH DOORS FOR BRICKING

- Fire resistance EI30, EI45 and EI60
- Design DP1-Sm
- According to ČSN 73 0810, ČSN 73 0848, ČSN EN 1634-1
- Tested and certified by PAVUS, a.s., Prague testing room according to NV No. 163/2002 Coll. as amended, product group 10.14.
- Degree of protection IP54
- Door hinge on the right, on the left (if requested)
- Smoke-tight treatment
- The whole cabinet interior is lined with a class A1 fireproof plate
- RAL 7035 powder coating surface light grey, other by agreement
- Possible to install via the ventilation system
- Each cabinet is accompanied by a Declaration of Conformity and a Mounting Instructions
- Inlets and outlets at the top or bottom, possibly in the back of the cabinet.
- It's possible to install the instrument grid, the electric-meter pan, or the mounting plate
- Supply of atypical dimensions after consultation

ACCESSORIES

For cabinets under plaster layer, you can choose from the following accessories:

- Device grid + cover plate with cut-out, without cut-out
- Mounting plate
- Electrometer preparation (electricity meter pan, electricity meter, DIN rail with cover plate with cut-out, without cut-out)
- Ventilation system
- Protective shielding cap



Electrometer pan



Mounting plate



Electric meter plate



Covering plate with cut-out / without cut-out



Protective shielding cap



Instrument grid



CABINETS FOR UNDER THE PLASTER LAYER

SZ - EI 30 DP1 - Sm switchboards mounted on the plaster (door frame) IP 54/20

Type designation	External dimensions (mm) Height × Width × Depth	Internal dimensions (mm) Height × Width × Depth	Weight (kg)*	PV (W)**	Ordering number
SZ 2012-EI 30	2,060 × 1,235 × 247	1,950 × 1,120	110	269	133101
SZ 2010-EI 30	2,060 × 1,035 × 247	1,950 × 920	97	234	133102
SZ 2008-EI 30	2,060 × 835 × 247	1,950 × 720	84	164	133103
SZ 2006-EI 30	2,060 × 635 × 247	1,950 × 520	71	98	133104
SZ 1712-EI 30	1,760 × 1,235 × 247	1,650 × 1,120	94	257	133105
SZ 1710-EI 30	1,760 × 1,035 × 247	1,650 × 920	83	199	133106
SZ 1708-EI 30	1,760 × 835 × 247	1,650 × 720	69	140	133107
SZ 1706-EI 30	1,760 × 635 × 247	1,650 × 520	57	92	133108
SZ 1512-EI 30	1,560 × 1,235 × 247	1,450 × 1,120	81	245	133109
SZ 1510-EI 30	1,560 × 1,035 × 247	1,450 × 920	68	181	133110
SZ 1508-EI 30	1,560 × 835 × 247	1,450 × 720	58	135	133111
SZ 1506-EI 30	1,560 × 635 × 247	1,450 × 520	45	82	133112
SZ 1210-EI 30	1,260 × 1,035 × 247	1,150 × 920	57	147	133113
SZ 1208-EI 30	1,260 × 835 × 247	1,150 × 720	45	101	133114
SZ 1206-EI 30	1,260 × 635 × 247	1,150 × 520	35	72	133115
SZ 1204-EI 30	1,260 × 435 × 247	1,150 × 320	26	54	133116
SZ 1010-EI 30	1,060 × 1,035 × 247	950 × 920	46	142	133117
SZ 1008-EI 30	1,060 × 835 × 247	950 × 720	37	106	133118
SZ 1006-EI 30	1,060 × 635 × 247	950 × 520	29	53	133119
SZ 1004-EI 30	1,060 × 435 × 247	950 × 320	22	43	133120
SZ 0708-EI 30	760 × 835 × 247	650 × 720	26	82	133121
SZ 0706-EI 30	760 × 635 × 247	650 × 520	23	41	133122
SZ 0704-EI 30	760 × 435 × 247	650 × 320	20	40	133123
SZ 0404-EI 30	460 × 435 × 247	350 × 320	17	31	133125

* approximate values

** approximate values, no ventilation

We also supply atypical dimensions according to the agreement.



CABINETS FOR UNDER THE PLASTER LAYER


SZ - EI 45 DP1 - Sm switchboards mounted on the plaster (door frame) IP 54/20

Type designation	External dimensions (mm) Height × Width × Depth	Internal dimensions (mm) Height × Width × Depth	Weight (kg)*	PV (W)**	Ordering number
SZ 2012-EI 45	2,060 × 1,235 × 247	1,950 × 1,120	112	256	133201
SZ 2010-EI 45	2,060 × 1,035 × 247	1,950 × 920	99	222	133202
SZ 2008-EI 45	2,060 × 835 × 247	1,950 × 720	86	156	133203
SZ 2006-EI 45	2,060 × 635 × 247	1,950 × 520	73	93	133204
SZ 1712-EI 45	1,760 × 1,235 × 247	1,650 × 1,120	96	244	133205
SZ 1710-EI 45	1,760 × 1,035 × 247	1,650 × 920	85	189	133206
SZ 1708-EI 45	1,760 × 835 × 247	1,650 × 720	71	133	133207
SZ 1706-EI 45	1,760 × 635 × 247	1,650 × 520	59	87	133208
SZ 1512-EI 45	1,560 × 1,235 × 247	1,450 × 1,120	83	233	133209
SZ 1510-EI 45	1,560 × 1,035 × 247	1,450 × 920	70	172	133210
SZ 1508-EI 45	1,560 × 835 × 247	1,450 × 720	60	128	133211
SZ 1506-EI 45	1,560 × 635 × 247	1,450 × 520	47	78	133212
SZ 1210-EI 45	1,260 × 1,035 × 247	1,150 × 920	59	140	133213
SZ 1208-EI 45	1,260 × 835 × 247	1,150 × 720	47	96	133214
SZ 1206-EI 45	1,260 × 635 × 247	1,150 × 520	37	68	133215
SZ 1204-EI 45	1,260 × 435 × 247	1,150 × 320	28	51	133216
SZ 1010-EI 45	1,060 × 1,035 × 247	950 × 920	48	135	133217
SZ 1008-EI 45	1,060 × 835 × 247	950 × 720	39	101	133218
SZ 1006-EI 45	1,060 × 635 × 247	950 × 520	31	50	133219
SZ 1004-EI 45	1,060 × 435 × 247	950 × 320	24	41	133220
SZ 0708-EI 45	760 × 835 × 247	650 × 720	28	78	133221
SZ 0706-EI 45	760 × 635 × 247	650 × 520	25	39	133222
SZ 0704-EI 45	760 × 435 × 247	650 × 320	22	38	133223
SZ 0404-EI 45	460 × 435 × 247	350 × 320	19	29	133225

* approximate values

** approximate values, no ventilation

We also supply atypical dimensions according to the agreement.



CABINETS FOR UNDER THE PLASTER LAYER

SZ - EI 60 DP1 - Sm switchboards mounted on the plaster (door frame) IP 54/20

Type designation	External dimensions (mm) Height × Width × Depth	Internal dimensions (mm) Height × Width × Depth	Weight (kg)*	PV (W)**	Ordering number
SZ 2012-EI 60	2,060 × 1,235 × 247	1,950 × 1,120	114	245	133301
SZ 2010-EI 60	2,060 × 1,035 × 247	1,950 × 920	101	213	133302
SZ 2008-EI 60	2,060 × 835 × 247	1,950 × 720	88	149	133303
SZ 2006-EI 60	2,060 × 635 × 247	1,950 × 520	75	89	133304
SZ 1712-EI 60	1,760 × 1,235 × 247	1,650 × 1,120	98	233	133305
SZ 1710-EI 60	1,760 × 1,035 × 247	1,650 × 920	87	181	133306
SZ 1708-EI 60	1,760 × 835 × 247	1,650 × 720	73	127	133307
SZ 1706-EI 60	1,760 × 635 × 247	1,650 × 520	61	84	133308
SZ 1512-EI 60	1,560 × 1,235 × 247	1,450 × 1,120	85	223	133309
SZ 1510-EI 60	1,560 × 1,035 × 247	1,450 × 920	72	165	133310
SZ 1508-EI 60	1,560 × 835 × 247	1,450 × 720	62	123	133311
SZ 1506-EI 60	1,560 × 635 × 247	1,450 × 520	49	75	133312
SZ 1210-EI 60	1,260 × 1,035 × 247	1,150 × 920	61	134	133313
SZ 1208-EI 60	1,260 × 835 × 247	1,150 × 720	49	92	133314
SZ 1206-EI 60	1,260 × 635 × 247	1,150 × 520	39	66	133315
SZ 1204-EI 60	1,260 × 435 × 247	1,150 × 320	30	49	133316
SZ 1010-EI 60	1,060 × 1,035 × 247	950 × 920	50	129	133317
SZ 1008-EI 60	1,060 × 835 × 247	950 × 720	41	96	133318
SZ 1006-EI 60	1,060 × 635 × 247	950 × 520	33	48	133319
SZ 1004-EI 60	1,060 × 435 × 247	950 × 320	26	39	133320
SZ 0708-EI 60	760 × 835 × 247	650 × 720	30	75	133321
SZ 0706-EI 60	760 × 635 × 247	650 × 520	27	37	133322
SZ 0704-EI 60	760 × 435 × 247	650 × 320	24	36	133323
SZ 0404-EI 60	460 × 435 × 247	350 × 320	21	28	133325

* approximate values

** approximate values, no ventilation

We also supply atypical dimensions according to the agreement.



CABINETS FOR UNDER THE PLASTER LAYER

Accessories for cabinets on the plaster layer – ordering numbers:

Type designation	Instrument grid + Covering plate	Protective shielding cap	Electrometer pan	Mounting plate
SZ 2012-EI (30/45/60)	141301	145101	142301	143301
SZ 2010-EI (30/45/60)	141302	145102	142302	143302
SZ 2008-EI (30/45/60)	141303	145103	142303	143303
SZ 2006-EI (30/45/60)	141304	145104	142304	143304
SZ 1712-EI (30/45/60)	141305	145105	142305	143305
SZ 1710-EI (30/45/60)	141306	145106	142306	143306
SZ 1708-EI (30/45/60)	141307	145107	142307	143307
SZ 1706-EI (30/45/60)	141308	145108	142308	143308
SZ 1512-EI (30/45/60)	141309	145109	142309	143309
SZ 1510-EI (30/45/60)	141310	145110	142310	143310
SZ 1508-EI (30/45/60)	141311	145111	142311	143311
SZ 1506-EI (30/45/60)	141312	145112	142312	143312
SZ 1210-EI (30/45/60)	141313	145113	142313	143313
SZ 1208-EI (30/45/60)	141314	145114	142314	143314
SZ 1206-EI (30/45/60)	141315	145115	142315	143315
SZ 1204-EI (30/45/60)	141316	145116	142316	143316
SZ 1010-EI (30/45/60)	141317	145117	142317	143317
SZ 1008-EI (30/45/60)	141318	145118	142318	143318
SZ 1006-EI (30/45/60)	141319	145119	142319	143319
SZ 1004-EI (30/45/60)	141320	145120	142320	143320
SZ 0708-EI (30/45/60)	141321	145121	142321	143321
SZ 0706-EI (30/45/60)	141322	145122	142322	143322
SZ 0704-EI (30/45/60)	141323	145123	142323	143323
SZ 0404-EI (30/45/60)	141325	145124	142325	143325



SELF-STANDING CABINETS

FIRE PROTECTED SELF-STANDING SWITCHBOARD CABINETS

- Fire resistance EI30, EI45 and EI60
- Design DP1-Sm
- According to ČSN 73 0810, ČSN 73 0848, ČSN EN 1634-1
- Tested and certified by PAVUS, a.s., Prague testing room according to NV No. 163/2002 Coll. as amended, product group 10.14.
- Degree of protection IP54
- Ventilation system option
- Door hinge on the right, on the left (if requested)
- Smoke-tight treatment
- The whole cabinet is lined with a class A1 fireproof plate
- RAL 7035 powder coating surface light grey, other by agreement
- Each cabinet is accompanied by a Declaration of Conformity and a Mounting Instructions
- Inlets and outlets at the top or bottom, possibly in the back of the cabinet.
- It's possible to install the instrument grid, the electric-meter pan, or the mounting plate
- Supply of atypical dimensions after consultation

ACCESSORIES

For self-standing cabinets, you can choose from the following accessories:

- Device grid + cover plate with cut-out, without cut-out
- Mounting plate
- Electrometer preparation (electricity meter pan, electricity meter, DIN rail with cover plate with cut-out, without cut-out)
- Ventilation system




Electrometer pan



Mounting plate



Electrometer plate



Covering plate with cut-out/without cut-out



Instrument grid



SELF-STANDING CABINETS

SR - EI 30DP1 - Sm Switchboard cabinets IP 54/00

Type designation	External dimensions (mm) Height* × Width × Depth	Internal dimensions (mm) Height × Width × Depth	Weight (kg)**	PV (W)***	Ordering number
SR 20126-EI 30	2,050 × 1,270 × 600	1,900 × 1,120 × 570	264	375	131101
SR 20125-EI 30	2,050 × 1,270 × 500	1,900 × 1,120 × 470	242	343	131102
SR 20124-EI 30	2,050 × 1,270 × 400	1,900 × 1,120 × 370	219	309	131103
SR 20123-EI 30	2,050 × 1,270 × 300	1,900 × 1,120 × 270	203	286	131104
SR 20106-EI 30	2,050 × 1,070 × 600	1,900 × 920 × 570	336	401	131105
SR 20105-EI 30	2,050 × 1,070 × 500	1,900 × 920 × 470	219	368	131106
SR 20104-EI 30	2,050 × 1,070 × 400	1,900 × 920 × 370	197	338	131107
SR 20103-EI 30	2,050 × 1,070 × 300	1,900 × 920 × 270	185	300	131108
SR 2086-EI 30	2,050 × 870 × 600	1,900 × 720 × 570	211	308	131109
SR 2085-EI 30	2,050 × 870 × 500	1,900 × 720 × 470	187	284	131110
SR 2084-EI 30	2,050 × 870 × 400	1,900 × 720 × 370	172	248	131111
SR 2083-EI 30	2,050 × 870 × 300	1,900 × 720 × 270	156	227	131112
SR 2066-EI 30	2,050 × 670 × 600	1,900 × 520 × 570	166	241	131113
SR 2065-EI 30	2,050 × 670 × 500	1,900 × 520 × 470	151	213	131114
SR 2064-EI 30	2,050 × 670 × 400	1,900 × 520 × 370	137	186	131115
SR 2063-EI 30	2,050 × 670 × 300	1,900 × 520 × 270	121	167	131116
SR 17123-EI 30	1,750 × 1,270 × 300	1,600 × 1,120 × 270	169	243	131117
SR 17103-EI 30	1,750 × 1,070 × 300	1,600 × 920 × 270	145	240	131118
SR 1783-EI 30	1,750 × 870 × 300	1,600 × 720 × 270	138	193	131119
SR 1763-EI 30	1,750 × 670 × 300	1,600 × 520 × 270	102	142	131120
SR 1743-EI 30	1,750 × 470 × 300	1,600 × 320 × 270	74	91	131121
SR 15123-EI 30	1,550 × 1,270 × 300	1,400 × 1,120 × 270	144	201	131122
SR 15103-EI 30	1,550 × 1,070 × 300	1,400 × 920 × 270	131	198	131123
SR 1583-EI 30	1,550 × 870 × 300	1,400 × 720 × 270	116	158	131124
SR 1563-EI 30	1,550 × 670 × 300	1,400 × 520 × 270	88	120	131125
SR 1543-EI 30	1,550 × 470 × 300	1,400 × 320 × 270	61	78	131126
SR 12103-EI 30	1,250 × 1,070 × 300	1,100 × 920 × 270	98	163	131127
SR 1283-EI 30	1,250 × 870 × 300	1,100 × 720 × 270	81	141	131128
SR 1263-EI 30	1,250 × 670 × 300	1,100 × 520 × 270	66	105	131129
SR 1243-EI 30	1,250 × 470 × 300	1,100 × 320 × 270	47	70	131130

* to cabinet height + 50mm pedestal

** approximate values

*** approximate values, no ventilation

We also supply atypical dimensions according to the agreement.



SELF-STANDING CABINETS

SR - EI 45DP1 - Sm Switchboard cabinets IP 54/00

Type designation	External dimensions (mm) Height* × Width × Depth	Internal dimensions (mm) Height × Width × Depth	Weight (kg)**	PV (W)***	Ordering number
SR 20126-EI 45	2,050 × 1,270 × 600	1,900 × 1,120 × 570	271	357	131201
SR 20125-EI 45	2,050 × 1,270 × 500	1,900 × 1,120 × 470	249	326	131202
SR 20124-EI 45	2,050 × 1,270 × 400	1,900 × 1,120 × 370	226	293	131203
SR 20123-EI 45	2,050 × 1,270 × 300	1,900 × 1,120 × 270	210	272	131204
SR 20106-EI 45	2,050 × 1,070 × 600	1,900 × 920 × 570	343	380	131205
SR 20105-EI 45	2,050 × 1,070 × 500	1,900 × 920 × 470	226	350	131206
SR 20104-EI 45	2,050 × 1,070 × 400	1,900 × 920 × 370	204	321	131207
SR 20103-EI 45	2,050 × 1,070 × 300	1,900 × 920 × 270	192	285	131208
SR 2086-EI 45	2,050 × 870 × 600	1,900 × 720 × 570	218	292	131209
SR 2085-EI 45	2,050 × 870 × 500	1,900 × 720 × 470	194	269	131210
SR 2084-EI 45	2,050 × 870 × 400	1,900 × 720 × 370	179	236	131211
SR 2083-EI 45	2,050 × 870 × 300	1,900 × 720 × 270	163	215	131212
SR 2066-EI 45	2,050 × 670 × 600	1,900 × 520 × 570	173	229	131213
SR 2065-EI 45	2,050 × 670 × 500	1,900 × 520 × 470	158	203	131214
SR 2064-EI 45	2,050 × 670 × 400	1,900 × 520 × 370	144	177	131215
SR 2063-EI 45	2,050 × 670 × 300	1,900 × 520 × 270	128	159	131216
SR 17123-EI 45	1,750 × 1,270 × 300	1,600 × 1,120 × 270	176	231	131217
SR 17103-EI 45	1,750 × 1,070 × 300	1,600 × 920 × 270	152	228	131218
SR 1783-EI 45	1,750 × 870 × 300	1,600 × 720 × 270	145	183	131219
SR 1763-EI 45	1,750 × 670 × 300	1,600 × 520 × 270	109	135	131220
SR 1743-EI 45	1,750 × 470 × 300	1,600 × 320 × 270	81	86	131221
SR 15123-EI 45	1,550 × 1,270 × 300	1,400 × 1,120 × 270	151	191	131222
SR 15103-EI 45	1,550 × 1,070 × 300	1,400 × 920 × 270	138	188	131223
SR 1583-EI 45	1,550 × 870 × 300	1,400 × 720 × 270	123	150	131224
SR 1563-EI 45	1,550 × 670 × 300	1,400 × 520 × 270	95	114	131225
SR 1543-EI 45	1,550 × 470 × 300	1,400 × 320 × 270	68	74	131226
SR 12103-EI 45	1,250 × 1,070 × 300	1,100 × 920 × 270	105	155	131227
SR 1283-EI 45	1,250 × 870 × 300	1,100 × 720 × 270	88	134	131228
SR 1263-EI 45	1,250 × 670 × 300	1,100 × 520 × 270	73	100	131229
SR 1243-EI 45	1,250 × 470 × 300	1,100 × 320 × 270	54	67	131230

* to cabinet height + 50mm pedestal

** approximate values

*** approximate values, no ventilation

We also supply atypical dimensions according to the agreement.



SELF-STANDING CABINETS

SR - EI 60 DP1 - Sm Switchboard cabinets IP 54/00

Type designation	External dimensions (mm) Height* × Width × Depth	Internal dimensions (mm) Height × Width × Depth	Weight (kg)**	PV (W)***	Ordering number
SR 20126-EI 60	2,050 × 1,270 × 600	1,900 × 1,120 × 570	278	338	131301
SR 20125-EI 60	2,050 × 1,270 × 500	1,900 × 1,120 × 470	256	309	131302
SR 20124-EI 60	2,050 × 1,270 × 400	1,900 × 1,120 × 370	233	278	131303
SR 20123-EI 60	2,050 × 1,270 × 300	1,900 × 1,120 × 270	217	258	131304
SR 20106-EI 60	2,050 × 1,070 × 600	1,900 × 920 × 570	350	360	131305
SR 20105-EI 60	2,050 × 1,070 × 500	1,900 × 920 × 470	233	331	131306
SR 20104-EI 60	2,050 × 1,070 × 400	1,900 × 920 × 370	211	305	131307
SR 20103-EI 60	2,050 × 1,070 × 300	1,900 × 920 × 270	199	270	131308
SR 2086-EI 60	2,050 × 870 × 600	1,900 × 720 × 570	225	277	131309
SR 2085-EI 60	2,050 × 870 × 500	1,900 × 720 × 470	201	255	131310
SR 2084-EI 60	2,050 × 870 × 400	1,900 × 720 × 370	186	224	131311
SR 2083-EI 60	2,050 × 870 × 300	1,900 × 720 × 270	170	204	131312
SR 2066-EI 60	2,050 × 670 × 600	1,900 × 520 × 570	180	217	131313
SR 2065-EI 60	2,050 × 670 × 500	1,900 × 520 × 470	165	192	131314
SR 2064-EI 60	2,050 × 670 × 400	1,900 × 520 × 370	151	168	131315
SR 2063-EI 60	2,050 × 670 × 300	1,900 × 520 × 270	135	151	131316
SR 17123-EI 60	1,750 × 1,270 × 300	1,600 × 1,120 × 270	183	219	131317
SR 17103-EI 60	1,750 × 1,070 × 300	1,600 × 920 × 270	159	216	131318
SR 1783-EI 60	1,750 × 870 × 300	1,600 × 720 × 270	152	173	131319
SR 1763-EI 60	1,750 × 670 × 300	1,600 × 520 × 270	116	128	131320
SR 1743-EI 60	1,750 × 470 × 300	1,600 × 320 × 270	88	82	131321
SR 15123-EI 60	1,550 × 1,270 × 300	1,400 × 1,120 × 270	158	181	131322
SR 15103-EI 60	1,550 × 1,070 × 300	1,400 × 920 × 270	145	178	131323
SR 1583-EI 60	1,550 × 870 × 300	1,400 × 720 × 270	130	142	131324
SR 1563-EI 60	1,550 × 670 × 300	1,400 × 520 × 270	102	108	131325
SR 1543-EI 60	1,550 × 470 × 300	1,400 × 320 × 270	75	70	131326
SR 12103-EI 60	1,250 × 1,070 × 300	1,100 × 920 × 270	112	147	131327
SR 1283-EI 60	1,250 × 870 × 300	1,100 × 720 × 270	95	127	131328
SR 1263-EI 60	1,250 × 670 × 300	1,100 × 520 × 270	80	95	131329
SR 1243-EI 60	1,250 × 470 × 300	1,100 × 320 × 270	61	63	131330

* to cabinet height + 50mm pedestal

** approximate values

*** approximate values, no ventilation

We also supply atypical dimensions according to the agreement.



SELF-STANDING CABINETS

Accessories for SR - EI DP1 - Sm Switchboard cabinets – ordering numbers:

Type designation	Instrument grid	Covering plate	Electrometer pan	Mounting plate
SR 20126-EI (30/45/60)	141101	146101	142101	143101
SR 20125-EI (30/45/60)	141102	146102	142102	143102
SR 20124-EI (30/45/60)	141103	146103	142103	143103
SR 20123-EI (30/45/60)	141104	146104	142104	143104
SR 20106-EI (30/45/60)	141105	146105	142105	143105
SR 20105-EI (30/45/60)	141106	146106	142106	143106
SR 20104-EI (30/45/60)	141107	146107	142107	143107
SR 20103-EI (30/45/60)	141108	146108	142108	143108
SR 2086-EI (30/45/60)	141109	146109	142109	143109
SR 2085-EI (30/45/60)	141110	146110	142110	143110
SR 2084-EI (30/45/60)	141111	146111	142111	143111
SR 2083-EI (30/45/60)	141112	146112	142112	143112
SR 2066-EI (30/45/60)	141113	146113	142113	143113
SR 2065-EI (30/45/60)	141114	146114	142114	143114
SR 2064-EI (30/45/60)	141115	146115	142115	143115
SR 2063-EI (30/45/60)	141116	146116	142116	143116
SR 17123-EI (30/45/60)	141117	146117	142117	143117
SR 17103-EI (30/45/60)	141118	146118	142118	143118
SR 1783-EI (30/45/60)	141119	146119	142119	143119
SR 1763-EI (30/45/60)	141120	146120	142120	143120
SR 1743-EI (30/45/60)	141121	146121	142121	143121
SR 15123-EI (30/45/60)	141122	146122	142122	143122
SR 15103-EI (30/45/60)	141123	146123	142123	143123
SR 1583-EI (30/45/60)	141124	146124	142124	143124
SR 1563-EI (30/45/60)	141125	146125	142125	143125
SR 1543-EI (30/45/60)	141126	146126	142126	143126
SR 12103-EI (30/45/60)	141127	146127	142127	143127
SR 1283-EI (30/45/60)	141128	146128	142128	143128
SR 1263-EI (30/45/60)	141129	146129	142129	143129
SR 1243-EI (30/45/60)	141130	146130	142130	143130



VENTILATION SYSTEMS

Ventilation grilles are tested in the PAVUS, a.s. testing room and each grille is supplied with its own certificate AO 216 PAVUS, a.s.


Fire protection grilles are delivered in the following dimensions, in fire resistance EI30, EI60.
Upon customer request for ventilation grilles, we install fans for more efficient heat outlet.

Fire grilles – ordering numbers:

Dimension (mm)	EI30	EI60
150 × 150	144101	144201
210 × 210	144102	144202
270 × 270	144103	144203
300 × 300	144104	144204
400 × 200	144105	144205

Ventilators – order numbers:

Free flow (m ³ /h)	Depth of installation (mm)	Designed for grid (mm)	Order number
105	90	150 × 150	145101
180	107	210 × 210	145102
230	107	210 × 210	145103
550	120	270 × 270	145104
700	130	270 × 270	145105





KM FIRE s. r. o.
U Mlýna 1358, 504 01 Nový Bydžov,
Czech Republic
www.kmfire.cz

Vojtaš Roman
Company Director
Tel.: +420 734 853 095
E-mail: vojtas@kmfire.cz

David Kloz
Production Manager
Tel.: +420 730 890 654
E-mail: kloz@kmfire.cz

Kateřina Průchová
Economic departments
Tel.: +420 730 511 037
E-mail: pruchova@kmfire.cz